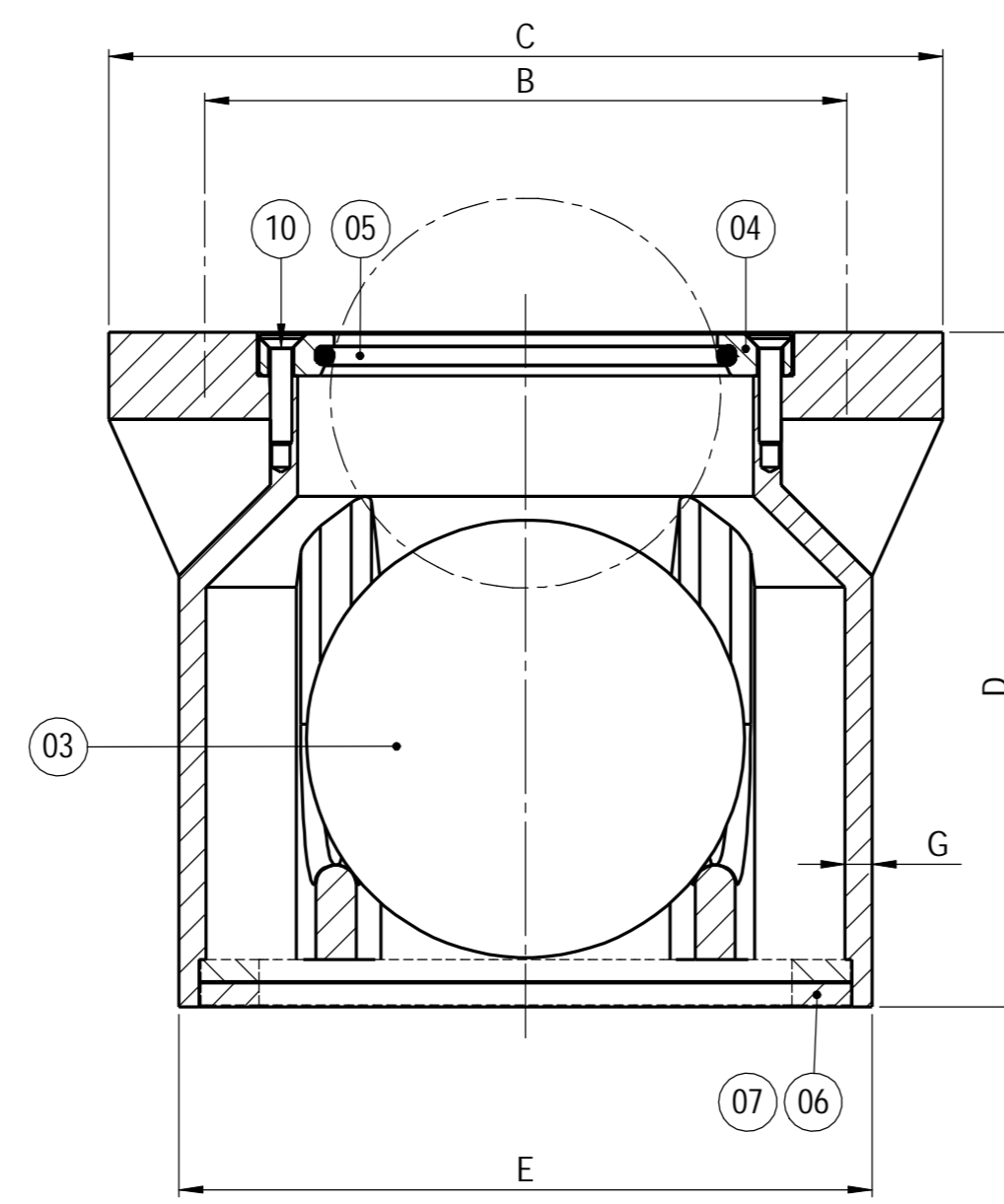
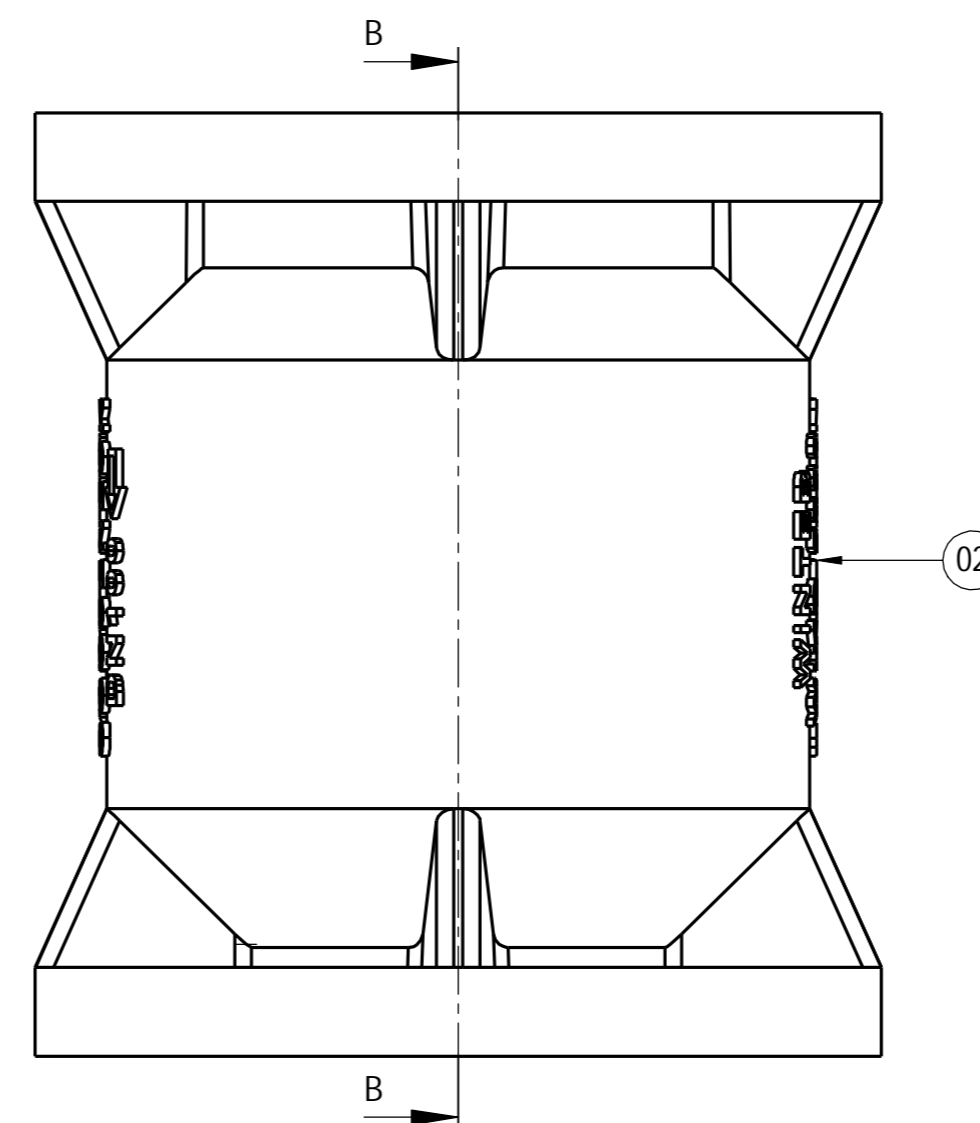


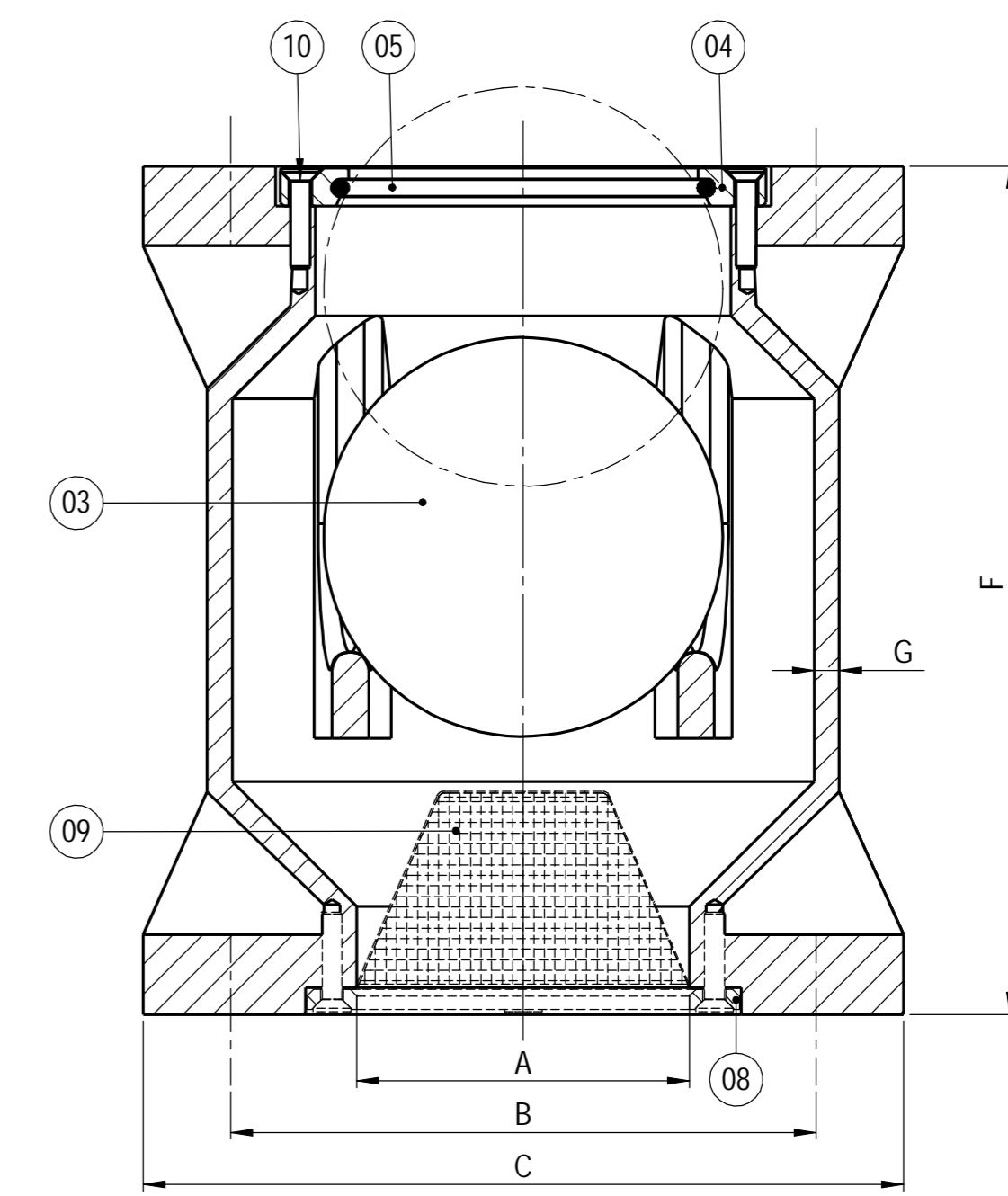
TYPE 1



SECTION A-A



TYPE 1B



SECTION B-B

11	-	Hexa. counters. screw 1B	A4 DIN 7991	M6x30 (8x)	M6x30 (8x)	M6x30 (8x)	M6x30 (8x)	M6x30 (8x)	M8x30 (8x)	M8x30 (12x)	M8x35 (12x)	M8x35 (12x)	M8x35 (16x)	M8x40 (16x)
10	-	Hexa. counters. screw 1	A4 DIN 7991	M6x30 (8x)	M6x30 (8x)	M6x30 (8x)	M6x30 (8x)	M6x30 (8x)	M8x30 (8x)	M8x30 (10x)	M8x35 (12x)	M8x35 (12x)	M8x35 (14x)	M8x40 (14x)
09	1	Flame retardant screen 1B**	Stainless St. 304	W5GN-1b-05	W5GN-1b-05	W5GN-1b-05	W5GN-1b-05	W5GN-1b-05	W5GN-1b-05	W5GN-1b-05	W5GN-1b-05	W5GN-1b-05	W5GN-1b-05	W5GN-1b-05
08	1	Flame retardant screen ring 1B**	Seawater res. Al. *	W5GN-1b-03	W5GN-1b-03	W5GN-1b-03	W5GN-1b-03	W5GN-1b-03	W5GN-1b-03	W5GN-1b-03	W5GN-1b-03	W5GN-1b-03	W5GN-1b-03	W5GN-1b-03
07	1	Flame retardant screen 1**	Stainless St. 304	W5GN-1-05	W5GN-1-05	W5GN-1-05	W5GN-1-05	W5GN-1-05	W5GN-1-05	W5GN-1-05	W5GN-1-05	W5GN-1-05	W5GN-1-05	W5GN-1-05
06	2	Flame retardant screen ring 1**	Seawater res. Al. *	W5GN-1-03	W5GN-1-03	W5GN-1-03	W5GN-1-03	W5GN-1-03	W5GN-1-03	W5GN-1-03	W5GN-1-03	W5GN-1-03	W5GN-1-03	W5GN-1-03
05	1	O-ring	Nitrile rubber	ø50(ID)x5	ø75(ID)x5	ø80(ID)x5	ø105(ID)x5	ø125(ID)x5	ø150(ID)x5	ø200(ID)x5	ø250(ID)x5	ø300(ID)x5	ø325(ID)x5	ø375(ID)x5
04	1	WIKO 5000 Gooseneck gasketing	Seawater res. Al. *	W5GN-04	W5GN-04	W5GN-04	W5GN-04	W5GN-04	W5GN-04	W5GN-04	W5GN-04	W5GN-04	W5GN-04	W5GN-04
03	1	PE-ball	PE	ø60	ø90	ø90	ø120	ø145	ø170	ø227	ø280	ø325	ø360	ø400
02	1	WIKO 5000 Gooseneck housing 1B	Seawater res. Al. *	W5GN-1b-50-02	W5GN-1b-65-02	W5GN-1b-80-02	W5GN-1b-100-02	W5GN-1b-125-02	W5GN-1b-150-02	W5GN-1b-200-02	W5GN-1b-250-02	W5GN-1b-300-02	W5GN-1b-350-02	W5GN-1b-400-02
01	1	WIKO 5000 Gooseneck housing 1	Seawater res. Al. *	W5GN-1-50-02	W5GN-1-65-02	W5GN-1-80-02	W5GN-1-100-02	W5GN-1-125-02	W5GN-1-150-02	W5GN-1-200-02	W5GN-1-250-02	W5GN-1-300-02	W5GN-1-350-02	W5GN-1-400-02
Pos.	Num.	Name	Material, Norm.	DN50	DN65	DN80	DN100	DN125	DN150	DN200	DN250	DN300	DN350	DN400

Size		DN50	DN65	DN80	DN100	DN125	DN150	DN200	DN250	DN300	DN350	DN400
A	[mm]	ø50	ø65	ø80	ø100	ø125	ø150	ø200	ø250	ø300	ø350	ø400
B		Flange connections according international standards										
C		Flange connections according international standards										
D	[mm]	115	140	160	185	215	245	310	375	430	485	540
E	[mm]	110	135	160	190	225	260	335	415	495	555	630
F	[mm]	170	200	225	255	290	330	405	490	560	625	700
G	[mm]	6.5	6.5	6.5	7.5	7.5	8.0	8.5	8.5	10.0	10.0	10.0

* Seawater resistant aluminium according to DIN1725
 ** Flame retardant screen is optional.
 Maximum inlet air speed: 4 m/s
 Option: Powder coating

Units in mm/degrees
 R_a in micron
 ISO 1302
 Tolerances : NEN-ISO 2768-m
 Fits : NEN-ISO 286
 NEN-ISO 1101
 NEN-ISO 2768-k
 Scale: 1:2
 Dimension: mm
 Date: 10-8-2009
 WIKO 5000 Gooseneck General Drawing
 Drawn: NIE - PFVD
 rev. A
 Drawn: W5GN
 A1

